

Kent Partnership Annual Conference 2008



Kent people in partnership for a better tomorrow

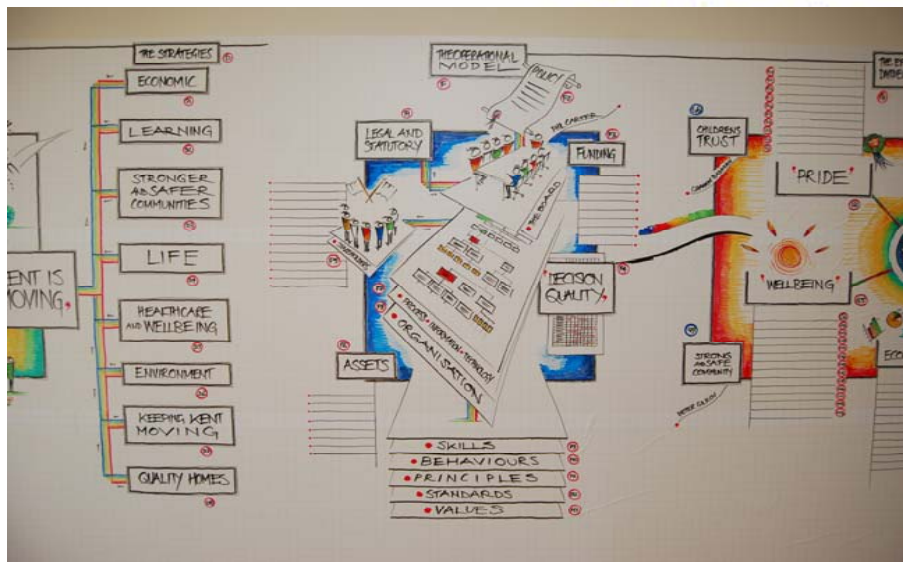
Paul Carter

Chairman, Kent Partnership





Kent people in partnership for a better tomorrow



Kent Partnership Meeting

Tuesday 9th December 2009

5pm – 7pm

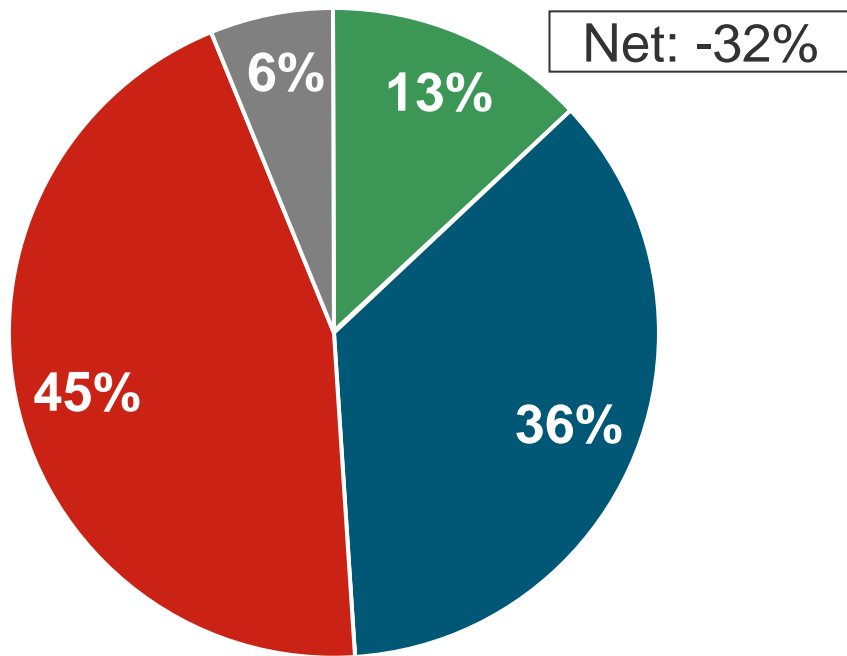
Oakwood House, John Wigan Room



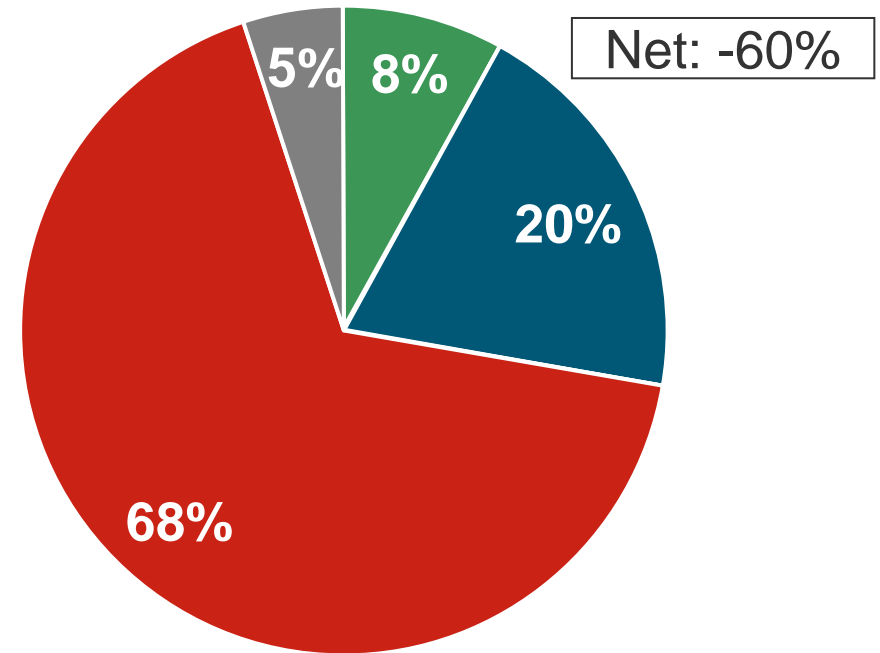
Residents more optimistic about Kent economy

Q: Do you think that a) the British economy and b) the Kent economy will improve, stay the same or get worse over the next couple of years?

■ % Improve ■ % Stay the same ■ % Get worse ■ % Don't know



Kent Economy



British Economy

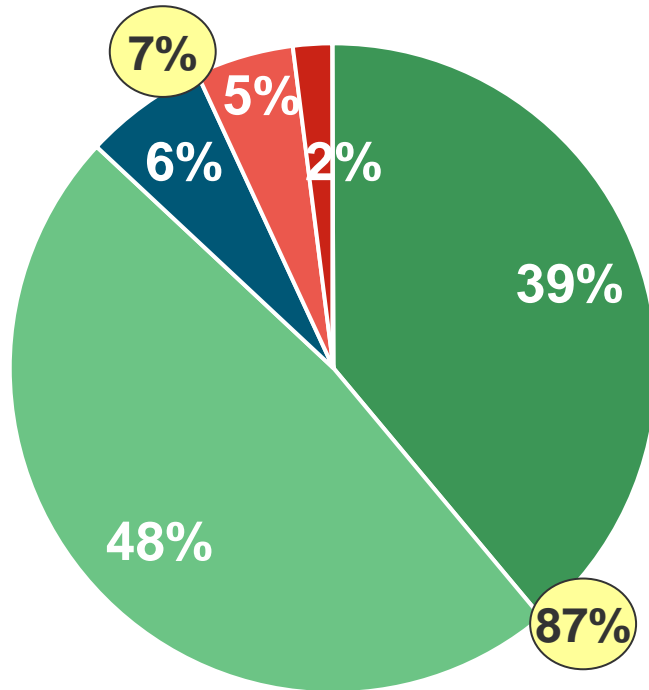
Base: All (1,838), KCC Area (1,549), Medway Area (289)

Source: Ipsos MORI Kent and Medway Citizens' Panel 2008

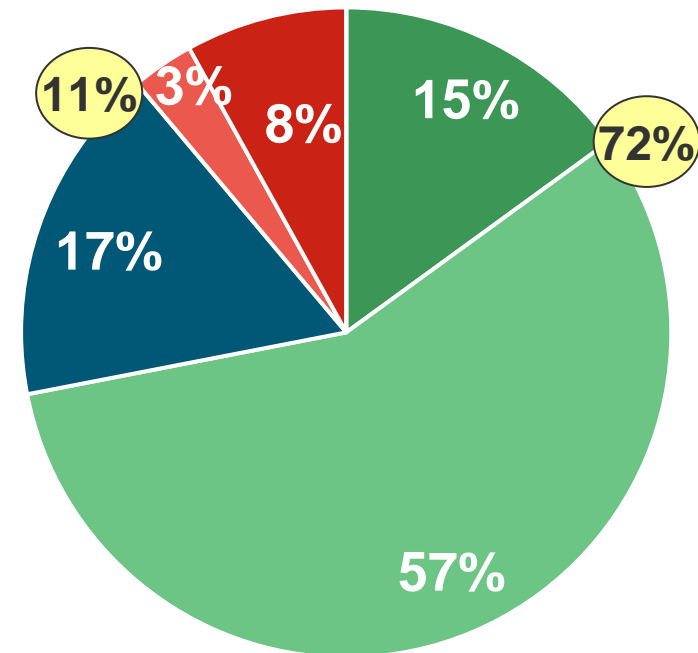
Nine in ten satisfied with Kent, up on 2006

Q: Overall, how satisfied or dissatisfied are you with Kent as a place to live?

- % Very satisfied
- % Fairly satisfied
- % Neither / nor
- % Fairly dissatisfied
- % Very dissatisfied
- % Don't know



Source: Ipsos MORI Kent and Medway Citizens' Panel 2008



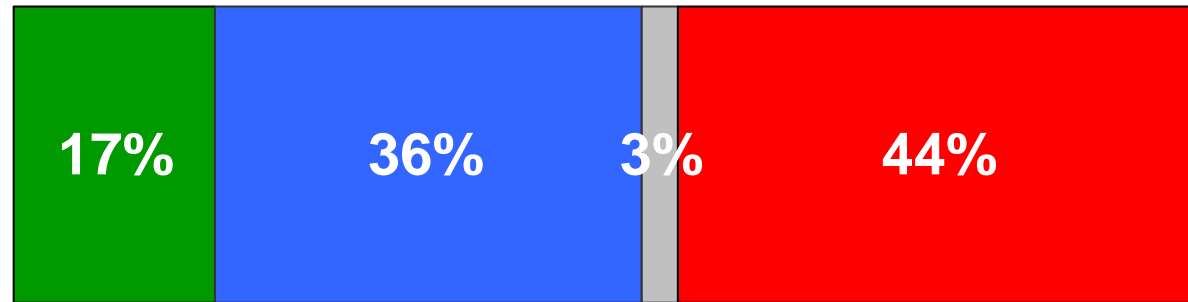
Source: Ipsos MORI Kent Residents' Survey Nov 2006

Residents optimistic about living in Kent

Q: Thinking about the next two to three years do you think that Kent as a place to live will get better, worse or stay the same?

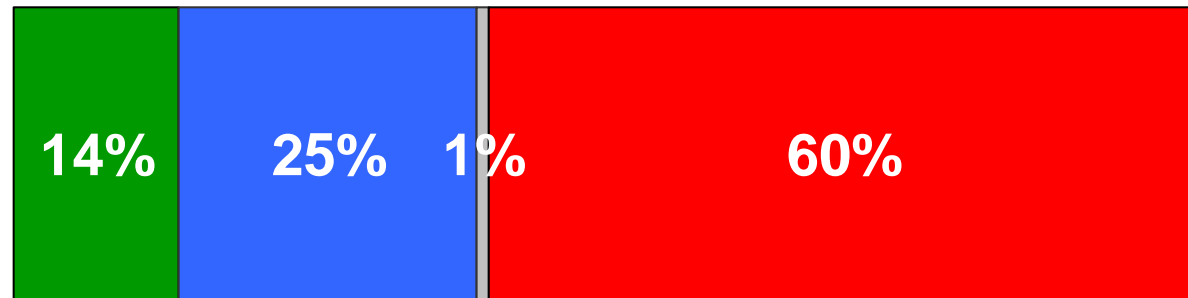
■ Better ■ Staying the same ■ Don't know ■ Worse

Kent



Source: Ipsos MORI
Kent and Medway
Citizens' Panel 2008

Britain
2007

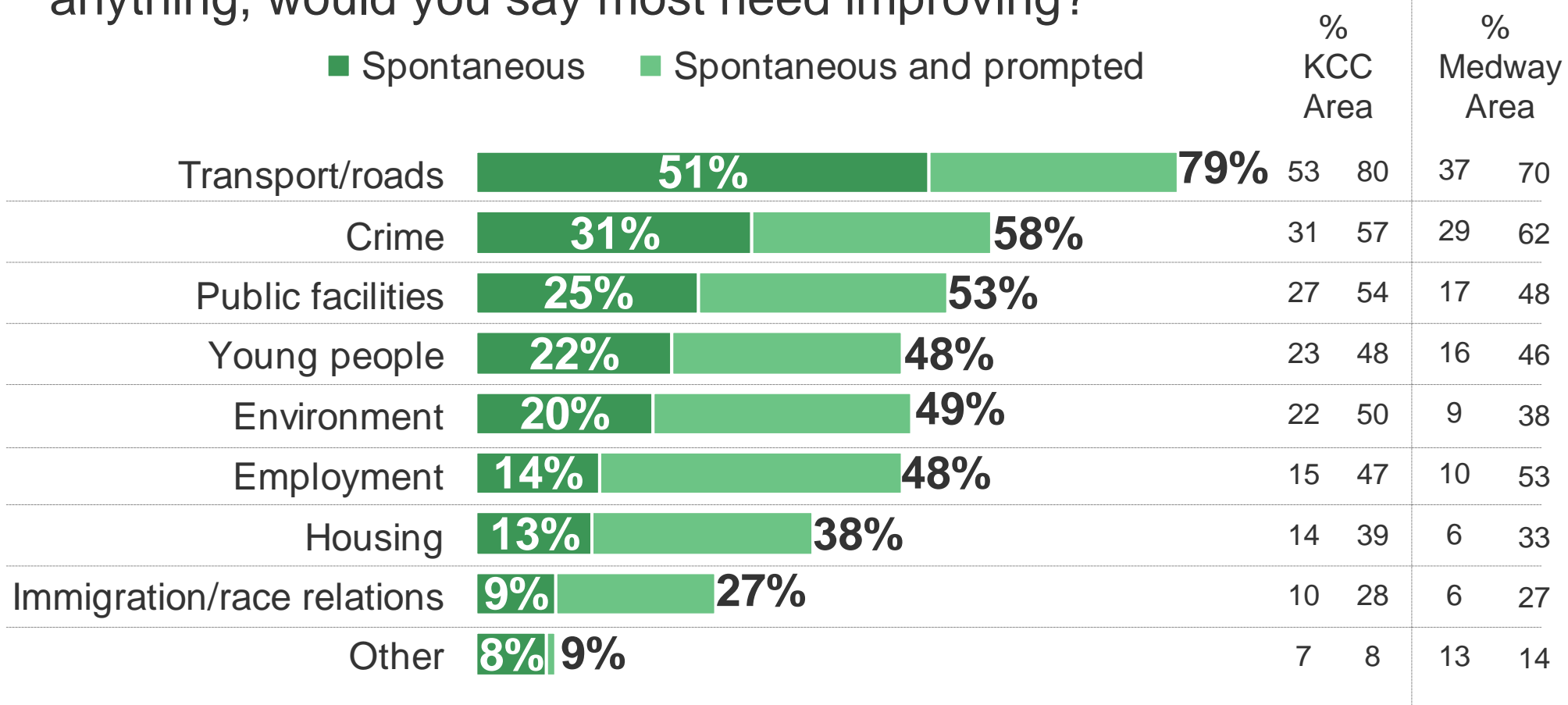


Source: Ipsos MORI

Priorities in the area (spontaneous and prompted)

- Summary

Q11/Q12a. Thinking about your local neighbourhood what, if anything, would you say most need improving?





Kent people in partnership for a better tomorrow

Local Area Agreement 1 2005-2008

- 38 out of 84 indicators were designated for 'reward'
- Maximum potential reward of £36million
- Interim performance report – £13.5million won so far
- Balance of £19.5m reward still to be determined



Kent people in partnership for a better tomorrow

Kent Agreement 2 2008-2011

- 35 outcomes aligned to the 8 themes in Vision for Kent
- Key themes include:
 - Learning for Everyone - KS 2 literacy and numeracy, reducing NEETs
 - Health - Alcohol and drug abuse, obesity, adolescent mental health
 - Environmental Excellence – Reduce CO2 emissions, household waste
 - Stronger, Safer Communities - Reducing ASB, volunteering, participation
 - Keeping Kent Moving - Access via public transport, road safety
 - High Quality Homes – Affordable housing



Kent people in partnership for a better tomorrow

State of the County...

‘It’s the Economy, Stupid!’





Economic Success

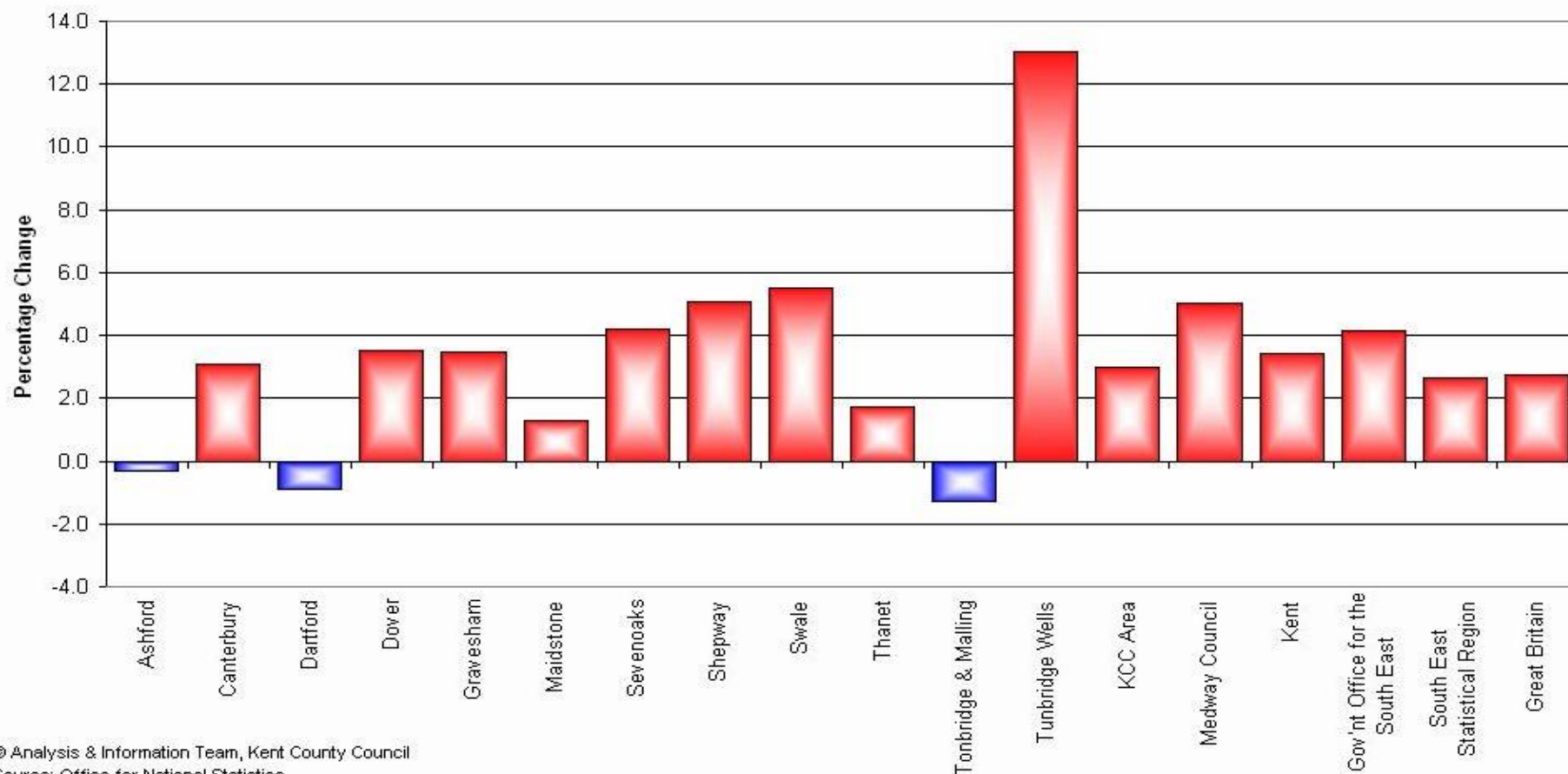
- Kent Regeneration Strategy
- ‘Backing Kent Business’ campaign
- Partnership working crucial
- Surprising unemployment trends





Chart 1

Percentage Change in Unemployment Since Previous Month
October 2008





High Quality Homes

- **South East Plan**
- 139,420 new houses in Kent & Medway by 2026
- 7,000 new houses every year
- 20% increase in households
- 14% increase in population
- **Over-arching housing strategy**





Keeping Kent Moving

- Over-arching transport strategy
- Big opportunities:
 - Manston airport expansion
 - 3rd Thames Crossing feasibility study
 - Traffic Management Systems
 - Solutions to Operation Stack
 - Kent Freedom Pass





Enjoying Life

- Kent School Games
- Turner Contemporary
- Extended schools
- 2012 Olympics
- Cultural activities
 - Marlowe Theatre
 - Folkestone Triennial
 - Tour de France 2011
- Visit Kent - Winner of Best Tourism Website
- A rich tapestry of borough/
district/parish/town/community activities
throughout the year





Stronger and Safer Communities

- **15,133** fewer crimes in Kent & Medway in 2007/08
- **10%** decrease on the previous year
- Recorded crime fell across **ALL** districts last year
- Crime rates continue to be **lower** than the South East region and England & Wales
- This is a continuing trend halfway through 2008/09, with **ALL** districts showing a decrease in all recorded crime
- In addition, 89% of residents surveyed feel safe living in Kent & Medway





Environmental Excellence

- **KA2 Target - 11.2% reduction in CO₂ emissions per capita by 2011, +/- 2.5%**
- Manage flood risk & water resources, plan for emergencies
- Use land wisely, build sustainably
- Reduce energy use in estate & operations
- KCC leading on Kent-wide mitigation and adaptation
- Work with partners to engage Kent citizens and businesses





Improved Health, Care and Well-being

- Transformation in personalised healthcare
 - Telecare
 - Telehealth
 - Direct payments
 - The Kent Card
- Public Health Observatory
- Kent Health Watch
- Kent Action on Alcohol
- Health inequalities – the East/West divide





Learning for Everyone

- Best ever academic results this year at all Key Stages
- 67.3% of Kent students leave school with 5+ A*-C GCSEs
- Key Stage 1 results meet national average
- Skills for the 21st Century – No More Wasted Opportunities
- 14 – 24 agenda: transforming lives
- Reducing 16 – 18 NEETs

